

1

Turn Off the Power

- Isolate the Power Source: Ensure the watermist pump is completely isolated from the power supply. This can be done by switching off the relevant circuit breaker or disconnecting the electrical isolator.
- Lockout/Tagout (LOTO): Apply lockout/tagout procedures to prevent accidental re-energising of the system. Place a physical lock and a visible tag on the power source, indicating that maintenance is ongoing and the system should not be powered on.
- Verify Power is Off
- Test for Voltage: Use a multimeter or a non-contact voltage tester to confirm that no voltage is present at the pump terminals or the electrical supply points.

The purpose of this document is to provide instructions for replacing the battery on the iCO high pressure pump.

This should only be carried out by an iCO approved installer.

2

Close water supply off at the inlet valve



3

Remove pump enclosure

- Remove the two screws from the outer cover. One either side, bottom-front. See red arrow.
- Place hands on cover sides, lift and pull away.



4

Take off the electronics board enclosure



- Undo the two screws from the PCB cover. One either side, bottom position. See red arrow. (Note the screws are retained and will remain in the panel)
- Place hands on cover sides, lift and slide upwards, pull away.



5

Remove battery



- Remove the backup battery from it's holder by pulling it towards you.



6

Install the new battery

- Install the battery



7

Recommission pump and system

- Complete self test
- Check for any leaks
- Refit all enclosures



A smarter and safer means to protecting lives and property from fire.

iCO Products is LPCB ISO 9001 accredited for the design, manufacture, assembly, and testing of residential fire suppression products.

Our patented fire suppression products are manufactured in the UK and sold through a network of accredited installers and distributors throughout the UK and overseas.


Patents granted: United Kingdom, USA, Australia, Europe


Patents pending: UAE

Contact us

 enquiries@ico-products.com

 ico-products.com

 [@ico-products](https://www.linkedin.com/company/ico-products)

 iCO Products
Park House
10 Park Street
Bristol
BS1 5HX



iCO Products is a member of the Fire Industry Association and an ISO 9001 registered company.

We reserve the right to update or modify any information. All values, information, images and illustrations in this brochure, data sheets and all other publications are exemplary and are subject to on-going changes and updates.

